



For Immediate Release
September 8, 2020

Jennifer Barnhill
Partners in PROMISE, Chief Operating Officer
775.426.8617
info@thepromiseact.org

Partners in PROMISE Launches 2021 Military Special Education Survey

Partner in PROMISE's 2020 Survey showed that military special education families are suffering. But rather than focusing exclusively on problems, Partners in PROMISE is focused on finding evidence-based solutions. On September 8, 2020 they released their 2021 Survey in order to translate the stories of Exceptional Families into actionable data.

[TAKE THE SURVEY](#)



Special Education Families Are Invisible

“There may be a large and rising number of families that are invisible because they are neither tabulated nor targeted in family readiness efforts.”

[\(Research Facilitation Laboratory, 2018\)](#)

The military lifestyle creates many challenges with providing consistency in education for servicemember children. These challenges are exponentially more difficult for military families with children with special needs. “Moves made at any point between kindergarten and third grade similarly had greater impact for children receiving special education services, children whose first language is not English, and children from low-SES families...while a single move had no impact, two or more moves were associated with somewhat lower achievement in third grade—and again the effects were stronger for some children, such as those receiving special education services.”ⁱⁱ According to the National

Research Council and Institute of Medicine, As a result of these struggles most civilian families who have children with special needs move less than those who do not (2010). Although there are umbrella protections under federal and state laws, many military families are reporting that school districts are not providing the minimum support and services mandated by law.

"Partners in PROMISE was founded because we knew how powerful telling our personal stories would be. We are a storytelling organization, but we also want to do the right thing and validate the educational challenges that our military families with children with special needs face" said founder and Executive Director, Michelle Norman. "And as we grow, the way we tell those stories and problem-solve collaboratively will develop as well."

The 2021 Military Special Education Survey focuses on more than just telling stories, but is a deep dive into many subject areas, from PCSing, to individual school experiences, to how much families have paid out of pocket for supplemental services. "Because we are all about collaborations, we partnered with Blue Star Families, UNC - Chapel Hill, the University of Alabama and other special education experts in designing and drafting the survey" **said Jennifer Barnhill, Chief Operating Officer for Partners in PROMISE.** "And we are thrilled to see how the collective voices of our military special education community can be translated into actionable data."

The survey that will take roughly 15-minutes to complete can be taken anonymously. And for those who are comfortable sharing their email addresses will be entered in one of five one-on-one consultation sessions with Partner in PROMISE co-founder and special education attorney, Grace Kim. The survey will be open September 8 – October 9, 2020 and results will be released in early 2021.

Survey Link: <https://www.surveymonkey.com/r/8K3LJ5R>

About Partners in PROMISE

Partners in PROMISE was founded in January 2020 by four mothers to Protect the Rights Of Military children In Special Education (PROMISE). Focusing on a strategy of educating and advocacy, Partners in PROMISE is the link between special needs families, established military service organizations, the Department of Defense, and legislators, working towards collaborative solutions to complex problems.

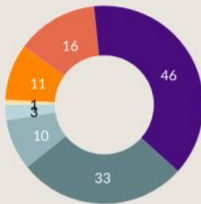
###



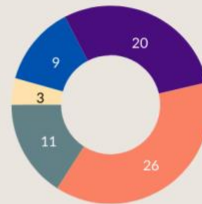
MILITARY SPECIAL EDUCATION [2020 SURVEY RESULTS]

132,000 military dependents have special needs.
Without a solution readiness, retention & children will continue to suffer.

PARTICIPANTS



E-3 (0.83%) E-4 (9.17%) E-5 (13.33%)
E-6 (38.33%) E-7 (27.5%) E-8 (8.33%) E-9 (2.5%)



O-1 (4.35%) O-2 (13.04%) O-3 (28.99%)
O-4 (37.68%) O-5 (15.94%) O-6 (4.35%)

SERVICE BRANCHES



Army
50%



Air Force
23%

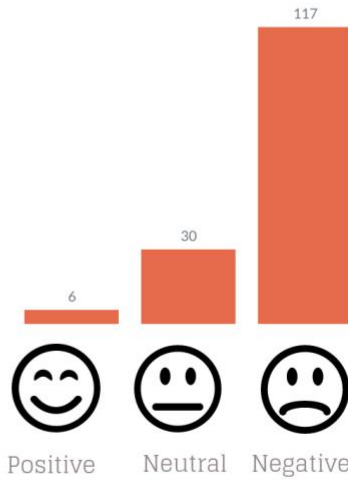


Navy
18%



Marines
6%

RESPONSES



SOURCE:

<https://thepromiseact.org/>

powered by



ⁱ Words military parents used to describe public school special education experiences pulled from Partners in PROMISE's [2020 Military Special Education Survey](#).

ⁱⁱ "Ch. 2 Which Children Are Most Affected by Mobility?." National Research Council and Institute of Medicine. 2010. *Student Mobility: Exploring the Impacts of Frequent Moves on Achievement: Summary of a Workshop*. Washington, DC: The National Academies Press. doi: 10.17226/12853.