

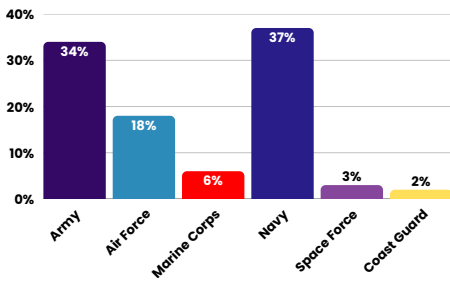


# 2025 MILITARY SPECIAL EDUCATION SURVEY

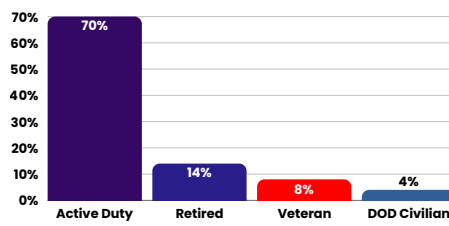
## WHAT THE DATA TELLS US

RESPONDENTS: 277

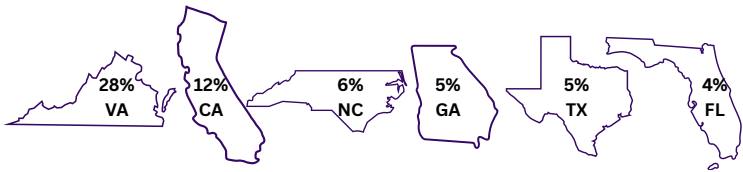
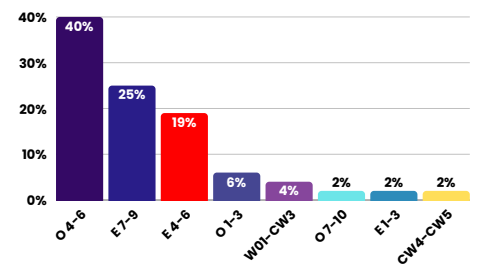
**Branch of Service**



**Current Military Status**



**Highest Rank Achieved**



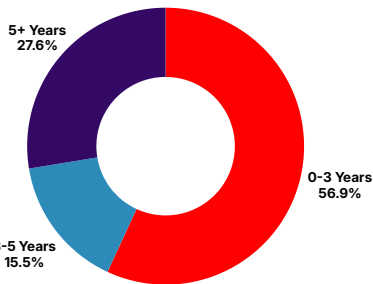
88% of families indicated they are currently CONUS.

43% of families live on base or within 10 miles of installation.

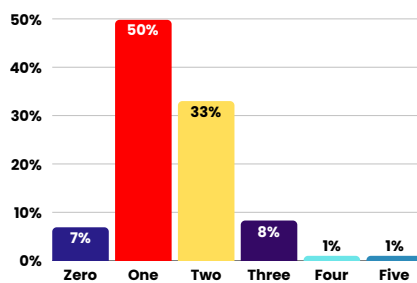
42% of families never or almost never have the ability to choose their school.

## DISABILITY JOURNEY

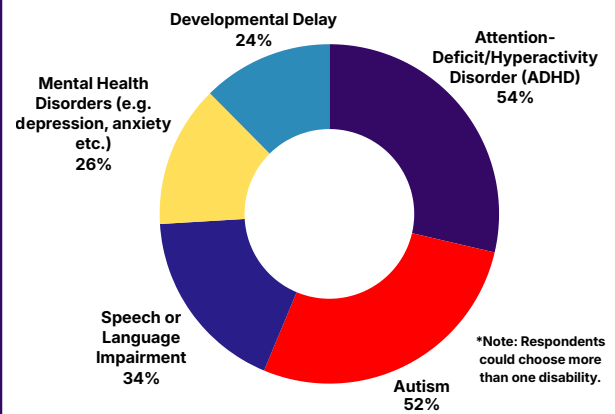
**Age of First Suspicion of Learning or Developmental Difference**



**Number of Children in Household Receiving Special Education or Gifted Services**



**Top 5 Types of Disabilities**

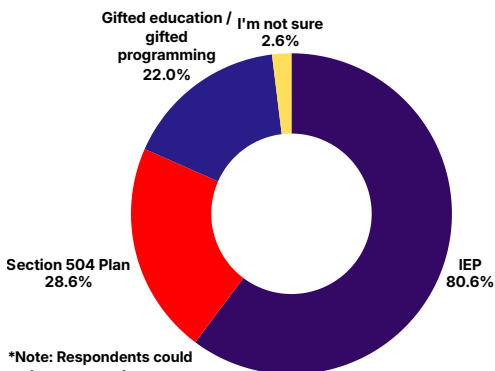


\*Note: Respondents could choose more than one disability.

63% of families have a child with two or more disabilities.

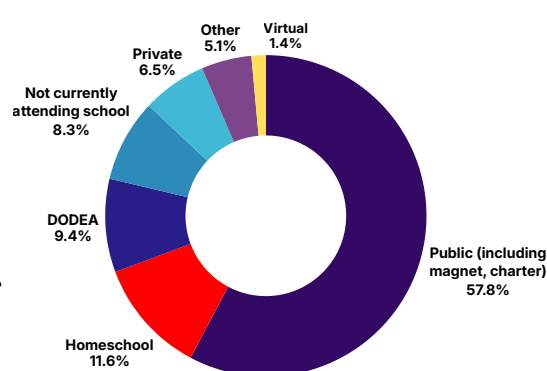
## STUDENT PLACEMENT AND SUPPORT NEEDS

**Type of Program/Plan/Service**



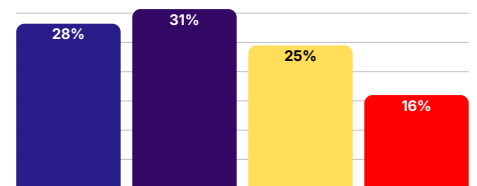
\*Note: Respondents could choose more than one program/plan/service.

**Type of School Attended**



**Level of Academic Support Needed**

- Low level of support (less than 25% of the time)
- Medium level of support (25-50% of the time)
- High level of support (50-75% of the time)
- Extensive level of support (75%+ of the time)



## BY THE NUMBERS

52.5% of families experienced a delay in services after a PCS.

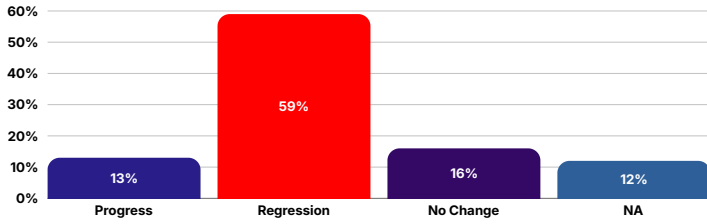
3.6 months was the average delay in receiving services.

45% of students were required to be re-evaluated after a PCS.

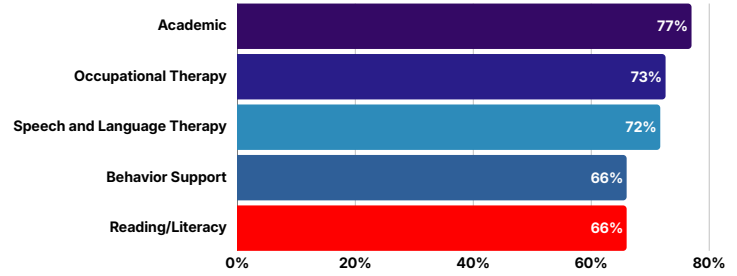
21.5 months was the average length of time from suspicion of having a disability to services received.

# STUDENT IMPACT

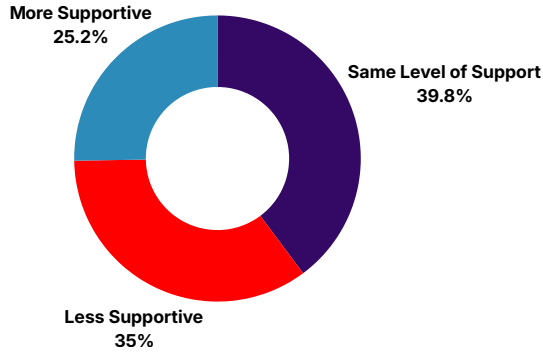
Please Describe Your Child's Academic Progression or Regression During the 6 Months After a PCS



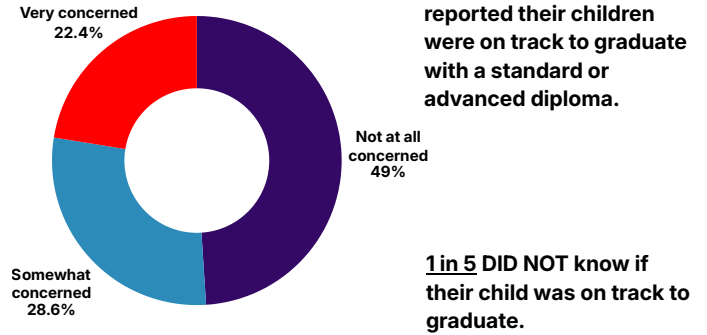
Top 5 Delayed Services



Level of Support Between Current and Previous IEP or Section 504 Plan

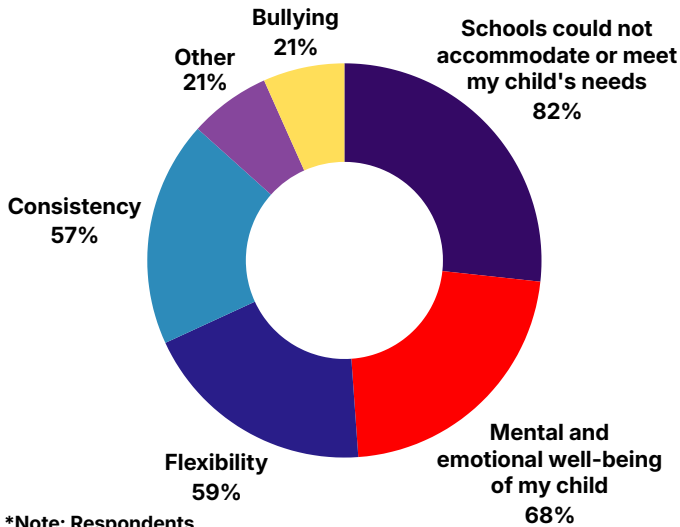


Extent of Parent Concerns About Standard High School Diploma



# IMPACT ON FAMILY READINESS

Top Reasons for Homeschooling

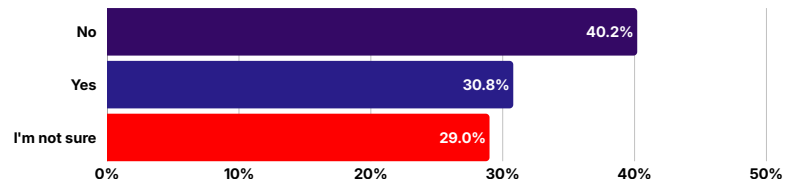


27% of respondents reported never hearing about EFMP support of special education attorneys.

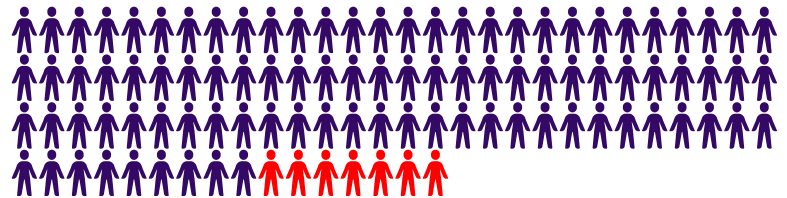
35% of families indicated they are likely to continue to serve due to special education experience.

26% of families indicated they are likely to continue to serve due to EFMP experience.

Families Eligible for Respite Care Services



93% of families live in the same household as their spouse.



# FAMILY PERSPECTIVES: HOW SCHOOLS CAN BETTER SUPPORT MILITARY-CONNECTED FAMILIES

## PRELIMINARY KEY THEMES

- Family Support:** Consistent communication and collaboration with parents
- Student Support:** Flexible, inclusive practices that promote stability and belonging
- Informed Schools:** Understanding PCS transitions and special education timelines
- Policy Solutions:** Prioritizing advanced enrollment and early planning

## FAMILY VOICES

"Schools can support families by staying in touch and working closely with parents. It helps when teachers are patient, flexible, and understand what military families go through. Regular check-ins and a caring attitude help the child feel supported and included all year."

